









**Assembly Districts**

-  State
-  Water Area
-  County
-  Interstate Highway
-  Assembly Districts
-  Cities

0 3 6 9  
Miles

Data Source: Statewide Database (510)642-9086